



Clickloc

Easy-Fit Polycarbonate Panel

EASY-FIT POLYCARBONATE ROOFING PANELS

BDWM Clickloc is an easy-fit roofing panel which provides the ideal DIY roofing solution for Verandas, Canopies or Car Ports. Requiring no glazing bars, the easy-fit panels simply click and lock together to provide an instant roof. Perfect for DIY use, only standard tools are required to install. Simply cut panels to the required length, screw into place, click and lock the next panel and repeat, then finish with a U profile. The panels are manufactured from impact resistant polycarbonate which is hardwearing, durable and long-lasting. This super clear sheet has added UV protection so that you can enjoy the great outdoors whilst being protected from the harmful effects of the sun.

**NO
GLAZING
BARS**



Simple DIY installation



Long-lasting and durable



No specialist tools required



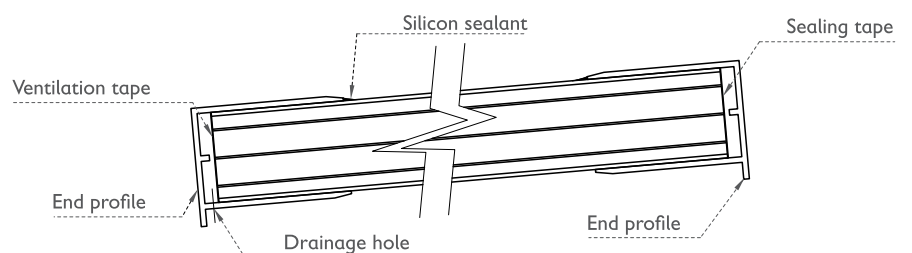
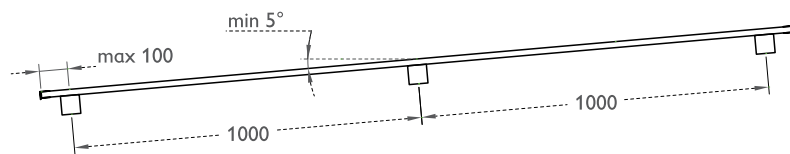
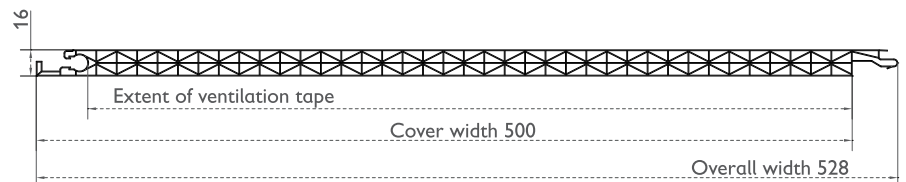
KEY BENEFITS

- Easy to handle
- Light in weight
- Speedy assembly
- Very strong
- Impact resistant
- UV protected

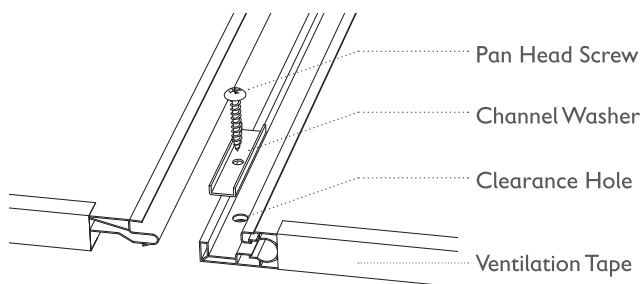
APPLICATIONS

- Carports
- Pool covers
- Canopies
- Veranda covers
- Patio covers
- Lean-toos

PROFILE



INSTALLATION & COMPONENTS



RECOMMENDATIONS

Minimum roof slope 5° / Maximum sheet length 4.5m

PROPERTIES


Thickness	16mm
Cover Width	500mm
U-value	2.0W/m ² K
UV protection	Single Sided

LIGHT TRANSMISSION

COLOUR	LIGHT	SOLAR
Clear	66%	69%
Bronze	14%	42%
Diffuser Opal (NY)	59%	30%

SPANNING

PURLIN CENTRES (mm)	LOAD (N/m ²)
800	1000
1000	750
1200	500



UV PROTECTION

BDWM Clickloc has a coextruded UV protection layer on one side.

WARRANTY

There is 10 year limited warranty against loss of light transmission, yellowing and weather impact available for this product.

QUALITY

Manufactured under ISO 9001: 2015

HANDLING & SAFETY

Do not step directly on the rooflight. Use stepping boards. Work according to local safety regulations

STORAGE

Store in a shaded place, protect from direct sunlight and rain prior to installation. Avoid covering the sheets with heat absorbing materials. Avoid contact with chemicals. Protect the sheets from physical damage.

INSTALLATION

Make adequate allowance for thermal movement, nominally 3.5mm per metre. Holes drilled for fixings must be oversized. Sheet lengths must be limited to ensure there is no excessive movement at the end laps or fixings.

Do not overtighten fixings.

Remove protective film on installation.

SERVICE TEMPERATURE

For stable prolonged service ranging from -20°C to 100°C. (Short term un-stressed -40°C to 130°C)

MAINTENANCE

In order to maintain this product in good condition it should be cleaned periodically using suitable detergent cleaning agents. Do not use solvent cleaners. Do not scrub with brushes or sharp implements. Avoid cleaning in hot sun or high temperatures.

Brendan Dillane WeatherMaster

🏠 Unit 2, Lower Clash Industrial Est. Tralee, County Kerry

☎ 066 712 0126 ✉ weathermasterkerry@gmail.com